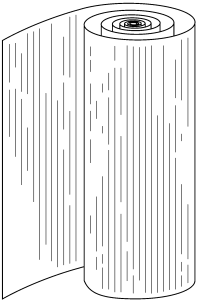



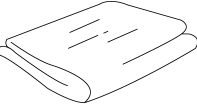





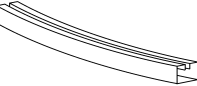






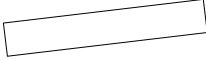





ITEM	DESCRIPTION	PART #	8'	12'	15'	18'	21'	24'	27'	30'	33'
Carton # 1											
	8'x52" Gray Forest	121742	1	-	-	-	-	-	-	-	-
	12'x52" Gray Forest	121743	-	1	-	-	-	-	-	-	-
	15'x52" Gray Forest	121744	-	-	1	-	-	-	-	-	-
	18'x52" Gray Forest	121745	-	-	-	1	-	-	-	-	-
	21'x52" Gray Forest	121746	-	-	-	-	1	-	-	-	-
	24'x52" Gray Forest	121747	-	-	-	-	-	1	-	-	-
	27'x52" Gray Forest	121748	-	-	-	-	-	-	1	-	-
	30'x52" Gray Forest	121749	-	-	-	-	-	-	-	1	-
	33'x52" Gray Forest	121750	-	-	-	-	-	-	-	-	1
Wall Hardware											
	3/8"-16 X 3/4" Truss Head Bolt	460222	23	23	23	23	23	23	23	23	23
	3/8" X 1-7/8" Washer	460223	46	46	46	46	46	46	46	46	46
	3/8"-16 Serrated Flange Nut	460217	23	23	23	23	23	23	23	23	23
Carton # 2											
	Liner (Not Supplied by Manufacture)	999999	1	1	1	1	1	1	1	1	1
Carton # 3											
	Dark Gray Wrap Top Cover	361969	9	10	10	12	14	16	18	20	22
	Gray Wrap Outside Cover	361266	9	10	10	12	14	16	18	20	22
	Bottom Foot Cover	361267	9	10	10	12	14	16	18	20	22
	Splash Insert	361970	18	20	20	24	28	32	36	40	44
	Top & Bottom Plate	361273	18	20	20	24	28	32	36	40	44
	Plastic Edging	350008	9	12	15	18	21	24	27	30	33
	34 3/16" Resin Rail	352200	18	-	-	-	-	-	-	-	-
	43" Resin Rail	352202	-	20	-	-	-	-	-	-	-
	54 5/16" Resin Rail	352208	-	-	20	24	-	-	-	-	-
	54 1/4" Resin Rail	352209	-	-	-	-	28	32	-	-	-
	54 1/4" Resin Rail	352210	-	-	-	-	-	-	36	40	44
	50 Year Limited Warranty	420575	1	1	1	1	1	1	1	1	1
	Instructions	420363	1	1	1	1	1	1	1	1	1
	Do Not Dive Label	490021	4	4	4	4	4	4	4	4	4
	Packing List	420919	1	1	1	1	1	1	1	1	1
Pool Hardware											
	Washer	460175	36	40	40	48	56	64	72	80	88

ITEM	DESCRIPTION	PART #	8'	12'	15'	18'	21'	24'	27'	30'	33'
	#12x1/2" SS Sheet Metal Screw	460218	144	160	160	192	224	256	288	320	352
	Cage Nut	460170	9	10	10	12	14	16	18	20	22
	1/4-20 X 3/4" S.S. Truss Head Bolt	460205	9	10	10	12	14	16	18	20	22


Carton # 4 - Verticals

	51 5/8" Gray Resin Vertical	241661S	9	10	10	12	14	16	18	20	22
	Resin Sheet Insert	241662	9	10	10	12	14	16	18	20	22

Carton # 5 - Ledges

	36" Gray Resin Ledge	241667	7								
	44 1/2" Gray Resin Ledge	241666	-	7	-	-	-	-	-	-	-
	55 7/8" Gray Resin Ledge	241663	-	-	7	9	11	13	15	17	19
	36" Gray w/"DO NOT DIVE" Label	241667BL	1	-	-	-	-	-	-	-	-
	44 1/2" Gray w/"DO NOT DIVE" Label	241666BL	-	1	-	-	-	-	-	-	-
	55 7/8" Gray w/"DO NOT DIVE" Label	241663BL	-	-	1	1	1	1	1	1	1
	36" Gray w/"DO NOT DIVE" Label	241667SL	2	-	-	-	-	-	-	-	-
	44 1/2" Gray w/"DO NOT DIVE" Label	241666SL	2	2	-	-	-	-	-	-	-
	55 7/8" Gray w/"DO NOT DIVE" Label	241663SL	-	-	2	2	2	2	2	2	2

Carton # 6

	33'x52" Gray Forest	121750	-	-	-	-	-	-	-	-	1
	Wall Hardware										
	3/8"-16 X 3/4" Truss Head Bolt	460222	-	-	-	-	-	-	-	-	23
	3/8" X 1-7/8" Washer	460223	-	-	-	-	-	-	-	-	46
	3/8"-16 Serrated Flange Nut	460217	-	-	-	-	-	-	-	-	23



NO DIVING • SHALLOW WATER
DIVING MAY CAUSE DEATH OR PERMANENT INJURY



DO NOT DEFACE, COVER, OR PAINT OVER THIS SIGN