




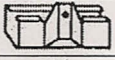











Concord 2 Round

ITEM	DESCRIPTION	PART #	12'	15'	18'	21'	24'	27'
Carton 1								
	12'x48" Gray Wood Wall	120716	1	-	-	-	-	-
	15'x48" Gray Wood Wall	120717	-	1	-	-	-	-
	18'x48" Gray Wood Wall	120718	-	-	1	-	-	-
	21'x48" Gray Wood Wall	120719	-	-	-	1	-	-
	24'x48" Gray Wood Wall	120720	-	-	-	-	1	-
	27'x48" Gray Wood Wall	120721	-	-	-	-	-	1
Wall Hardware								
	3/8"-16 X 3/4" Truss Head Bolt	460222	23	23	23	23	23	23
	3/8" X 1-7/8" Washer	460223	46	46	46	46	46	46
	3/8"-16 Serrated Flange Nut	460217	23	23	23	23	23	23
Carton 2								
	Liner (Not Supplied by Manufacture)	999999	1	1	1	1	1	1
Carton 3								
	Rail Connector	2 4 1 2 2 3	20	20	24	28	32	36
	1 3/4" X 46" Steel Vertical	241224	10	10	12	14	16	18
	Plastic Edging	350008	12	15	18	21	24	27
	34 3/16" Painted Top Rail	241220	20	-	-	-	-	-
	34 3/16" Krystal Bottom Rail	241221	-	20	24	-	-	-
	43" Painted Top Rail	241222	-	-	-	28	32	36
	1 Year Limited Warranty	420289	1	1	1	1	1	1
	Instructions	420880	1	1	1	1	1	1
	Do Not Dive Label	490021	4	4	4	4	4	4
	Packing List	420878	1	1	1	1	1	1
Frame Hardware								
	#12x1/2" Sheet Metal Screw	460199	2 0	2 0	2 4	2 8	3 2	3 6

Warning!

Pools are not designed for Diving or Jumping!
Diving or Jumping into an Above Ground Pool may result in Death or Serious Permanent Injury!



DO NOT REMOVE, COVER, OR PAINT OVER THIS SIGN